



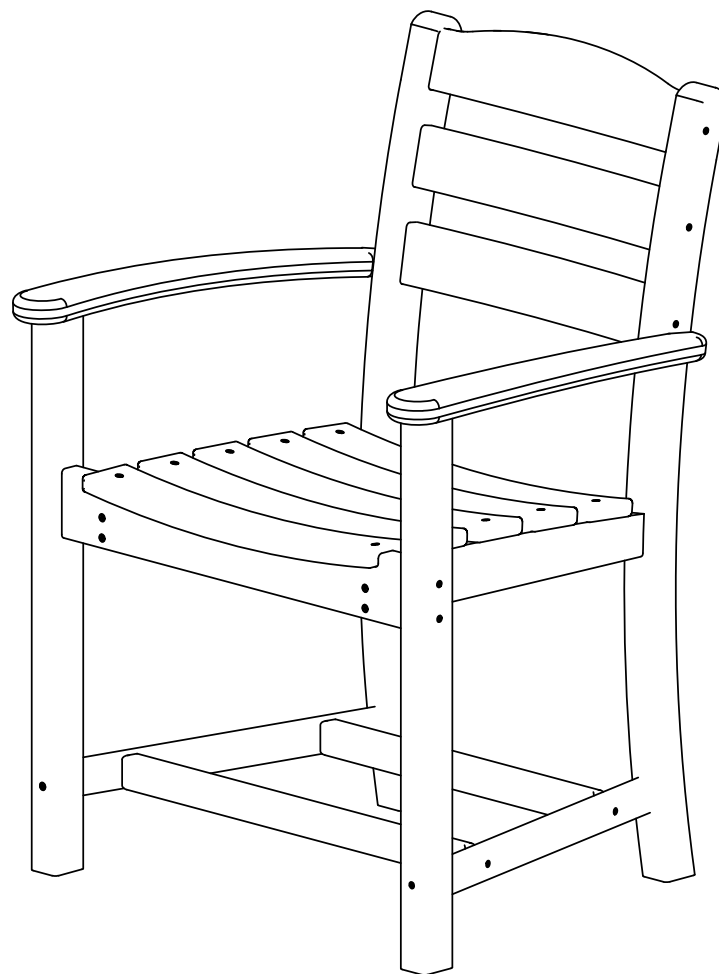
This Item can be found on  
[www.OutdoorFurniturePlus.com](http://www.OutdoorFurniturePlus.com)

Call 877-595-8543 to order.

Model: TD200

## Features

1. No assembly required



Models: RT248, RCT248,  
RRT248, RBT248

- (1) Table top
- (4) Leg
- (2) Foot
- (2) Brace
- (1) Hardware pack

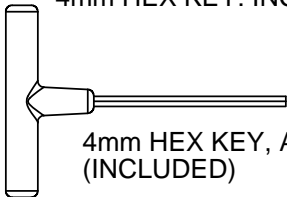
This Item can be found on  
[www.OutdoorFurniturePlus.com](http://www.OutdoorFurniturePlus.com)

Call 877-595-8543 to order.

## TOOLS NEEDED



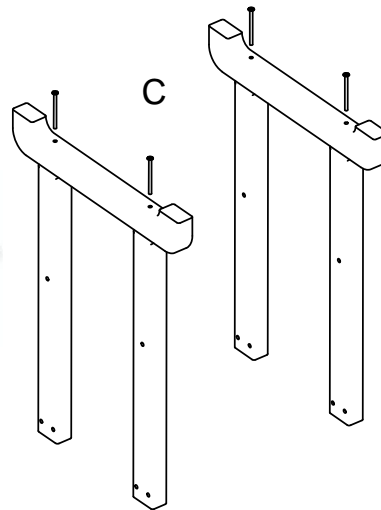
4mm HEX KEY: INCLUDED



4mm HEX KEY, ALLEN, T-HANDLE  
(INCLUDED)

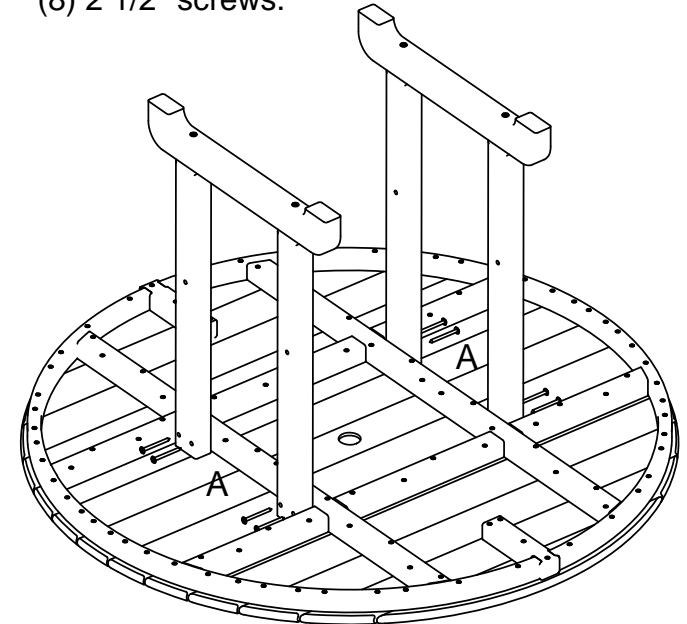
### Step 1

Attach feet to legs using  
(4) 3 1/4" Chair bolts.



### Step 2

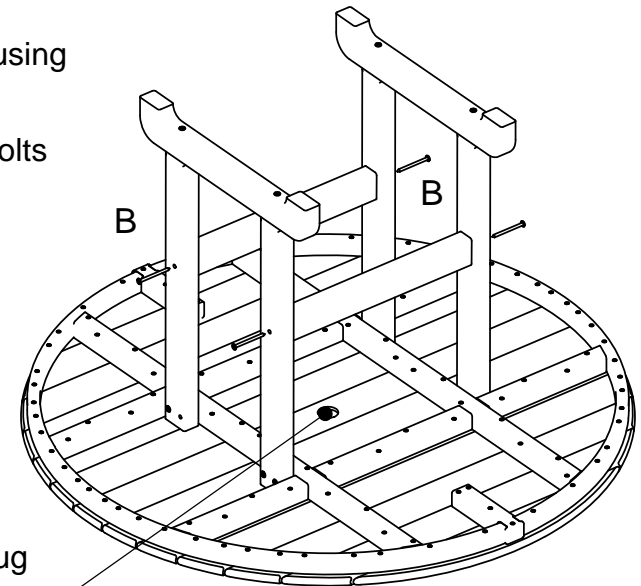
Lay the table top on a flat surface.  
Attach the leg assemblies to the table top using  
(8) 2 1/2" screws.



### Step 3

Attach braces to leg assemblies using  
(4) 3" screws.

Set table upright and tighten all bolts



Removable table plug  
included in table

Qty. Description

8	A - .27 X 2-1/2 SOCKET WAFER A
4	B - .27 X 3 SOCKET WAFER A
4	C - 1/4-20 X 3-1/4 WAFER SHCS FINE THREAD