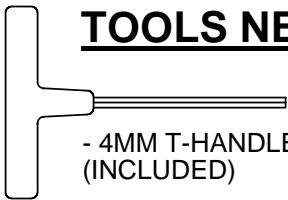


MODEL : GNB24

Parts

- (1) Seat
- (1) Back
- (2) Sideframes
- (2) Angle braces
- (1) Hardware pack

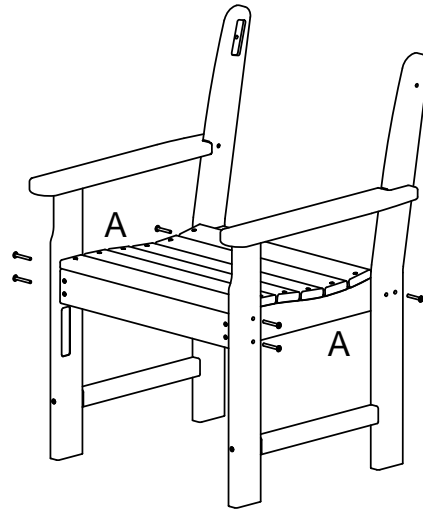
TOOLS NEEDED



- 4MM T-HANDLE HEX KEY
(INCLUDED)

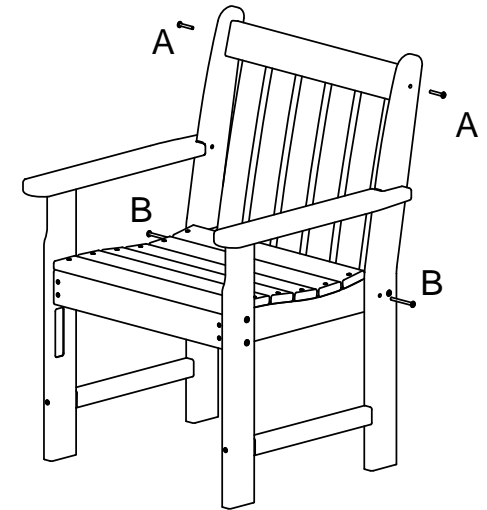
- PHILLIPS SCREW DRIVER

Step 1
Attach sideframes to seat
using (6) 1-3/4" chair bolts

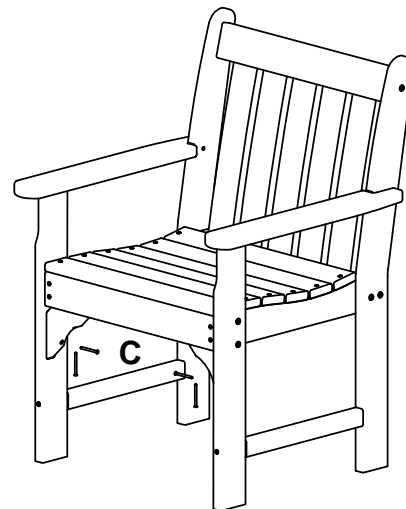


Step 2
- Attach back to seat
using (2) 1-3/4" chair bolts

- Attach back to sideframes
using (2) 2 1/2" chair bolts



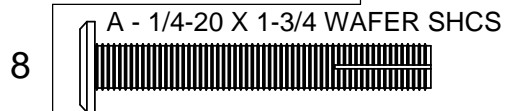
Step 3
Attach angle brace to front leg, then seat,
using (4) 8x2" screws



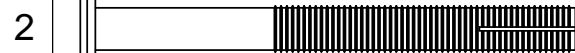
This Item can be found on
www.OutdoorFurniturePlus.com

Call 877-595-8543 to order.

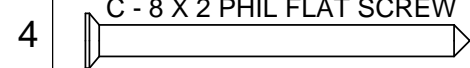
Qty.	Description
8	A - 1/4-20 X 1-3/4 WAFER SHCS
2	B - 1/4-20 X 2-1/2 WAFER SHCS
4	C - 8 X 2 PHIL FLAT SCREW



8 A - 1/4-20 X 1-3/4 WAFER SHCS



2 B - 1/4-20 X 2-1/2 WAFER SHCS



4 C - 8 X 2 PHIL FLAT SCREW