

3024BEV

24" Beverage Center • Modular 3000 Series



STAINLESS
FRAME



STAINLESS
FRAME (LOCK)



INTEGRATED
FRAME



INTEGRATED
SOLID

FEATURES & BENEFITS

PERFORMANCE	<ul style="list-style-type: none">• Volume of 4.9 cu ft holds up to 79 bottles (12 oz) or 123 cans (12 oz) and 10 wine bottles (750 ml)• Temperature range: 34°F - 70°F• Convection cooling system rapidly and efficiently takes items to the set temperature• U-Select® Control offers five distinct modes: Beverage: 34°F - 40°F, Deli: 34°F - 40°F, Market: 34°F - 40°F, Pantry: 34°F - 70°F, Root Cellar: 45°F - 55°F• U-Select® Control with digital OLED display is ergonomically located on top of door• Maintains temperature to within 1°F of the set point to maximize preservation
INTERIOR/EXTERIOR	<ul style="list-style-type: none">• Black interior is illuminated with LED theater lighting that automatically turns off when the door is closed, or can be set to stay on for 3, 6, or 24 hours• Robust full-extension black vinyl coated wine racks allow for easy access and prevent bottles from shifting• Wine racks accommodate a variety of bottle shapes and sizes• Three adjustable tempered glass shelves with 7 height positions• LowE coated, argon gas filled thermopane glass door provides protection from harmful UV light• Standard commercial stainless steel handle is interchangeable with professional handle accessory• Must be ordered right-hand or left-hand hinged
INTEGRATION	<ul style="list-style-type: none">• Robust, concealed and covered hinges with built-in door stop and closer• Adjustable grille can be shifted front-to-back and up-and-down• Grille can accept a 1/4" custom integrated toe-kick• Integrated model requires 3/4" custom door panel• Four independently adjustable leveling legs; rear legs are adjustable from the front for ease of installation

MODEL DETAILS

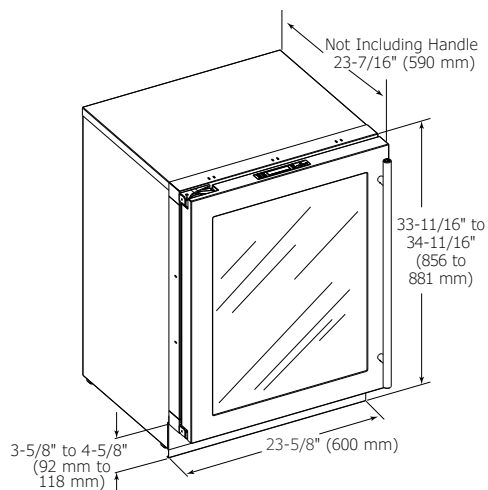
Model	Voltage	Door Swing	Finish	Shipping Weight
U-3024BEVS-00A	115	Right-Hand Hinge	Stainless Frame	156 lbs
U-3024BEVS-01A	115	Left-Hand Hinge	Stainless Frame	156 lbs
U-3024BEVS-13A	115	Right-Hand Hinge	Stainless Frame (Lock)	156 lbs
U-3024BEVS-15A	115	Left-Hand Hinge	Stainless Frame (Lock)	156 lbs
U-3024BEVINT-00A	115	Right-Hand Hinge	Integrated Frame	144 lbs
U-3024BEVINT-01A	115	Left-Hand Hinge	Integrated Frame	144 lbs
U-3024BEVINT-60A	115	Right-Hand Hinge	Integrated Solid	132 lbs
U-3024BEVINT-61A	115	Left-Hand Hinge	Integrated Solid	132 lbs

ACCESSORIES

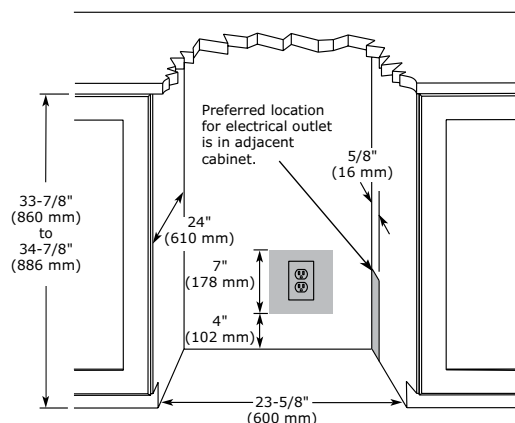
Model	Description	Finish	Shipping Weight
23054	Professional Door Handle, 1 1/4" Diameter	Stainless	2 lbs

DIMENSIONS

Dimensions shown apply to all finishes, including Integrated (INT) models with 3/4" overlay panel/frame installed.



CABINET CUT-OUT



INSTALLATION NOTES

When installing adjacent to wall, ensure 2 1/2" clearance on hinged side for 90° door opening, allowing ample room for door handle.

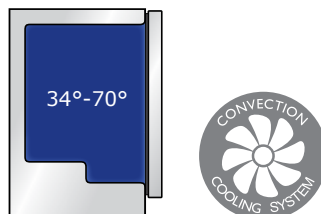
No additional clearance around sides, top or rear of unit is needed for ventilation.

Do not obstruct front grille air flow.

SPECIFICATIONS

Model	3024BEV
Amps: Running	1.2
Capacity: Bottle (12 oz)	79
Capacity: Can (12 oz)	123
Capacity: Volume (cu ft)	4.9
Capacity: Wine Bottle (750 ml)	10
Control Type	U-Select®
Dimensions: Product Depth	23 7/16" / 590 mm
Dimensions: Product Height	33 11/16" / 856 mm
Dimensions: Product Width	23 5/8" / 600 mm
Energy Consumption: Avg. Per Year	300 kWh
ENERGY STAR	No
Product Weight: Max	146 lbs
Refrigerant Type	R600a
Sabbath (Star K Certified)	Yes
Temperature Range	34°F - 70°F

COOLING SYSTEM



ELECTRICAL REQUIREMENTS

This unit requires a grounded a polarized 115 VAC, 60 Hz, 15 A power supply (normal household current).



Residential