


Café™ 36" Built-In Touch Control Induction Cooktop

CHP90362TSS

C A F É

DISTINCT BY DESIGN™



FEATURES & BENEFITS

Effortless Control and Responsiveness - 19 different heat settings and controls illuminated with white LED lights use induction technology to ensure burners quickly adjust and respond.

Easy Clean Surface with Beveled Edges - A smooth glass surface with beveled edges, glide touch controls and induction technology that ensures spills won't burn makes this an easy clean cooktop.

Guided Cooking - Follow along a video-guided recipe and your burners will automatically adjust time and temperature using a smart pan. Experience the joy of a perfectly cooked meal, from scallops to scrambles. Pan sold separately.

Rapid Boil - Boil water faster thanks to induction elements that immediately heat your pan, not the cooktop surface.

Precision Temperature Control - Set your burner to an exact degree, not just high, medium or low, with Precision Temperature Control. Using a smart pan, the cooktop maintains a specific temperature – from 100 to 500 degrees. Perfect for sauces, candies and frying.

Smart Cookware Rebate - Smart pans and a wireless sous vide probe easily pair with this smart cooktop to ensure you get the perfect cooking results. Earn a rebate for your choice of a Hestan Cue Smart Pan.

Safe Surface - Stay free from worry with this induction cooktop that automatically detects your cookware, so when it's removed the burner automatically switches off and the surface stays cool.

Most Efficient Heating - Energy flows directly to your pan instead of the cooktop surface and surrounding areas, allowing for the most efficient heat available.

Synchronized Elements - Connect and control two cooktop burners as one to create a bigger cooking surface for pans such as griddles.

Chef Connect - Synchronize your cooktop and Café over-the-range microwave or hood so that your fan or hood and lights automatically come on when a burner is activated with Chef Connect.

Timer - Help coordinate meal preparation and cooking with a convenient kitchen timer.

Built-in WiFi - This smart cooktop features Built-In WiFi so you can monitor your burners and view power levels, precision temperature, or on/off.

Fit Guarantee - This cooktop will fit your existing 36" cut-out or Café will help pay for modifications up to \$100.

APPEARANCE

Color Appearance	Flagstone Gray
Frameless	Yes

FEATURES

Cooktop Surface	Gray Ceramic Glass with Beveled-Edge
Cooktop Burner Type	5 Induction Elements
Element - Left Front	7" 2500W
Element - Left Rear	7" 2500W
Element - Right Front	8" 3200W
Element - Right Rear	6" 1800W
Element - Center	11" 3700W
Control Location	Front Center
Control Type	Glide Touch
Element - Right Rear	6" 1800W
Control Location	Front Center
Control Type	Glide Touch
Cooktop Control Features	Control Lock Capability Custom Settings Kitchen timer Melt Setting Multi-element timer Sync-Burners Capability
Melt Setting	Yes
Indicator Lights	5 Hot Surface Surface Element "ON" Setting Level Indicators White/Red
Timer	Yes
Optional Accessories	JXPROBE1 - Precision cooking probe JXGRIDL1 - Griddle

WEIGHTS & DIMENSIONS

Approximate Shipping Weight	57 lb
Cabinet Width	36 in
Cooktop Size	36 in
Cutout Dimensions (Width x Depth) (In.)	33-7/8 x 19-1/8
Net Weight	50 lb
Overall Depth	20 3/8 in
Overall Height	4 5/8 in
Overall Width	36 in

POWER/RATINGS

Amp Rating at 208V	50
Amp Rating at 240V	50
KW Rating at 208V	10.1
KW Rating at 240V	11.6

ACCESSORIES

Smart Cookware	With rebate
Stainless Steel Clad Aluminum Griddle	JXGRIDL1
Sous Vide Probe	JXPROBE1

Café™ 36" Built-In Touch Control Induction Cooktop

CHP90362TSS

C A F É

DISTINCT BY DESIGN™

WARRANTY

Parts warranty	Limited 1-year entire appliance 90 days post-install on cooktop glass
Labor warranty	Limited 1-year entire appliance
Warranty notes	See written warranty for full details

DIMENSIONS AND INSTALLATION

Important: Requires a 3" free area between the bottom of the cooktop to any combustible material, i.e., shelving. Free area not required when installing wall oven underneath cooktop. Refer to installation instructions. Requires a 15" minimum from cooktop to adjacent overhead cabinets. Units are furnished with a 48" flexible armored cable.

Note: 36" induction cooktops are approved for use over select Café 30" Single Wall Ovens and Warming Drawers. Refer to cooktop and wall oven/warming drawer installation instructions packed with product for current dimensional data. If installed with a Café Telescopic Downdraft System, consult both the cooktop and downdraft installation instructions packed with product before installing. Cooktop gas/electric supply may need to be re-routed to install downdraft. The countertop cutout requires 23-1/2" minimum flat countertop surface and 25" minimum total countertop depth. In addition, other clearances to front edge of the countertop must be considered.

Before installing, consult installation instructions packed with product for current dimensional data.

KW RATING

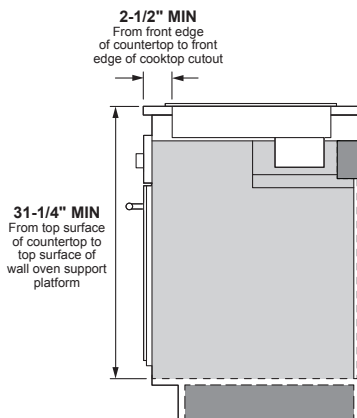
240V	11.1
208V	9.6

AMPERAGE

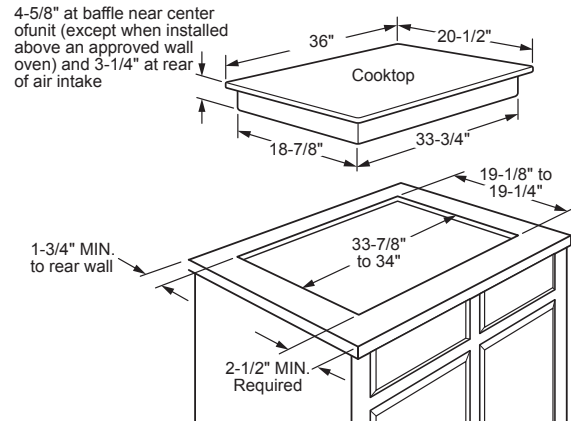
240V	50 Amps†
208V	50 Amps†

†**Note:** Check local codes for required breaker size.

Installation above a wall oven



Approximate Cooking Dimensions



To insure accuracy, it is best to make a template when cutting the opening in the counter

13" MAX. depth of unprotected
overhead cabinets

