Café™ 25.1 Cu. Ft. Built-in Side-by-Side Refrigerator

CSB42WP2RS1

CAFÉ

DISTINCT BY DESIGN™

CSB42WP2RS1
Stainless Steel with
Brushed Stainless handles

FEATURES & BENEFITS

Display groceries like a gallery with **showcase LED lighting** positioned throughout the interior to spotlight your favorite foods and containers

Enjoy peace of mind with **WiFi Connect technology** that provides a helpful alert when there's an unexpected change in performance, like a drop in temperature if the door is left open or power is lost

Spills happen, but cleanup is stress-free thanks to **adjustable slide-out spillproof glass shelves** that easily shift and lock, and have raised edges to contain mess.

Enjoy water and ice from the refrigerator with total peace of mind, thanks to an **advanced water filtration system** that uses MWF replacement filters to remove 98% of certain pharmaceuticals*

*Removes 98% of ibuprofen, atenolol, fluoxetine, progesterone and trimethoprim. These pharmaceuticals are not necessarily in all users' water.

Whether you're refrigerating an appetizer or dessert, ensure a consistent temperature with an **advanced temperature management system** perfect for any course

Free up valuable shelf space with **large door bins**, perfect for storing the small foods and containers that can add up and deprive you of room for heftier items

APPEARANCE

Installation	Built-in installation
Exterior design	Flat doors
Handle design	Café™
Hidden door hinge(s)	Yes

FEATURES

WiFi connect	Built-in
Connected capabilities	Amazon Alexa; The Google Assistant; IFTTT
Temperature management features	Multi-shelf air management tower; Independent temperature; controls
Defrost type	Automatic defrost
Control type	Upfront electronic digital; Temperature display
Dispenser	Non-dispenser
Icemaker	Factory-installed
Water filtration	GE water filtration 6 month; Water filter indicator light
Filter location	Upper right corner
Fresh food cabinet shelves	4 total; 3 adjustable
Fresh food door bins	5 adjustable; 1 with gallon storage
Fresh food features	Door alarm
Fresh food cabinet shelf features	3 adjustable, spillproof glass; 1 spillproof glass
Top drawer	Snack drawer
Middle drawer	Sealed
Bottom drawer	Select Temp
Clear Lexan bins and pans	Yes
Interior lighting	LED
Freezer door bins	5 total
Freezer cabinet shelves	4 total; wire; 4 adjustable
Freezer baskets	2 wire (full-extension)
Adjustable freezer shelves (wire)	Yes
Exterior style	Built-in
Leveling system	4 point front adjustable

CAPACITY

Total capacity (cubic feet)	25.1 cu. ft.
Fresh food capacity	15.78 cu. ft.
Freezer capacity	9.33 cu. ft.

WEIGHTS & DIMENSIONS

Overall depth	28-1/2 in.
Overall height	84 in.
Overall width	42 in.
Case depth without door	23-1/2 in.
Depth with fresh food door open 90°	50-1/4 in.
Depth without handle	25-3/4 in.
Height to top of case	83-1/2 in.
Width w/doors open 90° incl. handle	48-1/4 in.
Width w/doors open 90° less handle	42-5/8 in.
Approximate shipping weight	725 lb.
Net weight	688 lb.

Café™ 25.1 Cu. Ft. Built-in Side-by-Side Refrigerator

CSB42WP2RS1

CAFÉ

DISTINCT BY DESIGN™

WARRANTY

Parts Warranty	Limited 1-year entire appliance Limited 5-year sealed refrigerating system
Labor Warranty	Limited 1-year entire appliance Limited 5-year sealed refrigerating system
Warranty Notes	See written warranty for full details

DIMENSIONS AND INSTALLATION

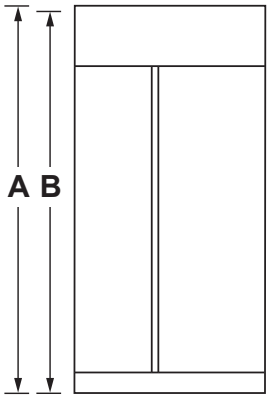

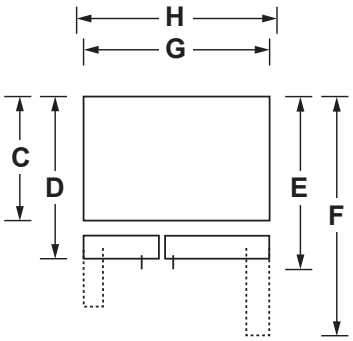

Overall Dimensions		
	Height to top of grill (in.) **A**	**84**
	Height to top of case (in.) **B**	**83-1/2**
	Case depth without door (in.) **C**	**23-1/2**
	Case depth less door handle (in.) **D**	**25-3/4**
	Case depth with door handle (in.) **E**	**28-1/2**
	Depth with fresh food door open 90˚ (in.) **F**	**50-1/4**
	Width (in.) **G**	**42**
	Width with doors open 90˚ inc. handle (in.) **H**	**48-1/4**

PRODUCT CLEARANCES

These refrigerators are equipped with a 3-position door stop. The factory set 115° door swing can be adjusted to 90° if clearance to adjacent cabinets or walls is restricted.

Allow minimum clearances for Freezer door (Dimension A) and Fresh Food door (Dimension B) for a full 130° door swing and to allow for drawer removal.

4-5/8" minimum clearance is required when door swing is adjusted to 90°. If the 90° door stop position is used, drawer access is maintained, but drawer removal is restricted.

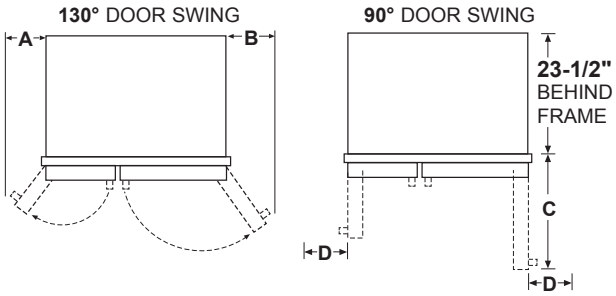

Models	A	B	C	D
42"	11-1/4"	17-5/8"	26-9/16"	4-5/8"

GROUNDING THE REFRIGERATOR

IMPORTANT—PLEASE READ CAREFULLY

FOR PERSONAL SAFETY, THIS APPLIANCE MUST BE PROPERLY GROUNDED.

The power supply cord of this appliance is equipped with a three-prong (grounding) plug which mates with a standard three-prong (grounding) wall receptacle to minimize the possibility of electric shock hazard from this appliance.

Have the wall outlet and circuit checked by a qualified electrician to make sure the outlet is properly grounded.

Where a standard 2-prong wall outlet is encountered, it is your personal responsibility and obligation to have it replaced with a properly grounded 3-prong wall outlet.

DO NOT UNDER ANY CIRCUMSTANCES, CUT OR REMOVE THE THIRD (GROUND) PRONG FROM THE POWER CORD.

DO NOT USE AN ADAPTER PLUG TO CONNECT THE REFRIGERATOR TO A 2-PRONG OUTLET.

DO NOT USE AN EXTENSION CORD WITH THIS APPLIANCE.



Café™ 25.1 Cu. Ft. Built-in Side-by-Side Refrigerator

CSB42WP2RS1

CAFÉ

DISTINCT BY DESIGN™

DIMENSIONS AND INSTALLATION

SIDE PANELS

Side panels (not supplied) must be used whenever the sides of the refrigerator will be exposed. The 1/4" side panels will slip into the side case trim. Order side panels from your cabinet manufacturer.
**Depending on installation height.*

FLOORING

For proper installation, this refrigerator must be placed on a level surface of hard material that is at the same height as the rest of the flooring. This surface should be strong enough to support a fully loaded refrigerator, or approximately 1500 lbs.

NOTE: *Protect the finish of the flooring. Cut a large section of the cardboard carton and place under the refrigerator where you are working.*

WATER AND ELECTRICAL LOCATIONS

The opening must be prepared with the electrical and water supply located as shown.

THE CUTOUT DEPTH MUST BE 24"

The refrigerator will project forward, slightly beyond adjacent cabinets, depending on your installation.

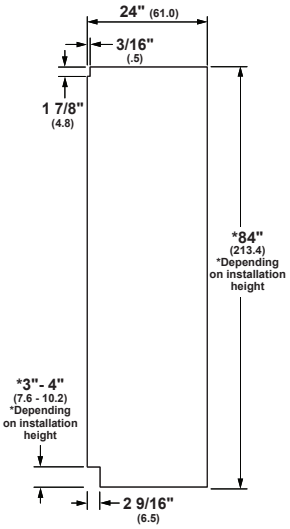

SIDE PANEL

ADDITIONAL SPECIFICATIONS

A 120 volt, 60Hz, 15 or 20 amp power supply is required. An individual properly grounded branch circuit or circuit breaker is recommended. Install a properly grounded 3-prong electrical receptacle recessed into the back wall. Electrical must be located on rear wall as shown.

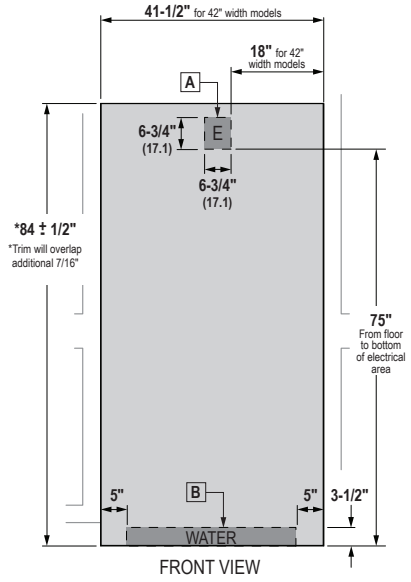

FRONT VIEW

A – Mounting the junction in this location will also allow for front accessibility through access panel.

B – Water supply area.

NOTE: *GFI (ground fault interrupter) is not recommended. Water line can enter the opening through the floor or rear wall. The water line installed should be 1/4" O.D. copper tubing or GE SmartConnect™ tubing between the cold water line and water connection location. The line should be long enough to extend to the front of the refrigerator. Installation of an easily accessible shutoff valve in the water line is required.*

ADDITIONAL ACCESSORIES

CXSS2H2PMBZ
Brushed Bronze
2 handles

CXSS2H2PMBT
Brushed Black
2 handles

CXSS2H2PMCU
Brushed Copper
2 handles

© 2021 GE Appliances