



48-INCH 6-BURNER RANGETOP

DTT48M876 | MODERNIST COLLECTION

AVAILABLE MODELS

DTT48M876LS	48" Rangetop, Stainless Steel, Natural Gas
DTT48M876PS	48" Rangetop, Stainless Steel, Liquid Propane
DTT48M876HS	48" Rangetop, Stainless Steel, Natural Gas/High Altitude
DTT48M876AS	48" Rangetop, Stainless Steel, Liquid Propane/ High Altitude
DTT48M876LM	48" Rangetop, Graphite Stainless Steel, Natural Gas
DTT48M876PM	48" Rangetop, Graphite Stainless Steel, Liquid Propane
DTT48M876HM	48" Rangetop, Graphite Stainless Steel, Natural Gas/High Altitude
DTT48M876AM	48" Rangetop, Graphite Stainless Steel, Liquid Propane/High Altitude

FEATURES & BENEFITS

- 6 Sealed Brass Burners.
- Powerful 22K BTU and true simmer burners.
- Continuous grates.
- Illumina™ Knobs and Ambient Light.
- Includes brass and black burner caps.
- Available in graphite stainless steel and silver stainless steel finish.

ACCESSORIES (INCLUDED)

- WOK RING
- BRASS/BLACK BURNER CAPS
- GRIDDLE

BURNER PERFORMANCE

TOTAL NUMBER OF COOKTOP BURNERS	6 (BRASS)
LEFT FRONT (BTU)	18,000 DUAL (SIMMER)
LEFT REAR (BTU)	16,000 STACK DUAL (SIMMER)
RIGHT FRONT (BTU)	16,000 STACK DUAL (SIMMER)
RIGHT REAR (BTU)	16,000 STACK DUAL (SIMMER)
CENTER FRONT (BTU)	22,000 DUAL (SIMMER)
CENTER REAR (BTU)	9,000 STACK DUAL (SIMMER)
SEALED BURNERS	YES

CONTROL FEATURES

LED KNOB BACKLIGHTING	YES
LED AMBIENT LIGHTING	YES
LED CONTROL BUTTON	YES
WI FI CONNECT LED	YES
WI FI CONNECT BUTTON	YES
BLUETOOTH CONNECT LED	YES
BLUETOOTH CONNECT BUTTON	YES

ADDITIONAL FEATURES

RE-IGNITION	YES
OIL PAN	YES

INSTALLATION

GAS TYPE	NATURAL GAS/ LIQUID PROPANE
HIGH ALTITUDE AVAILABLE	YES
POWER CORD	YES

TECHNICAL DETAILS

CIRCUIT BREAKER (A)	15
VOLTS (V)	120
FREQUENCY (HZ)	60
ENERGY SOURCE	GAS

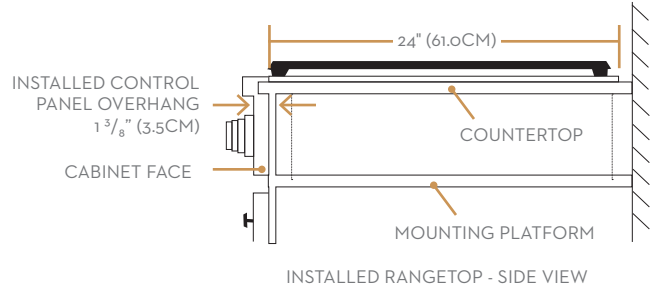
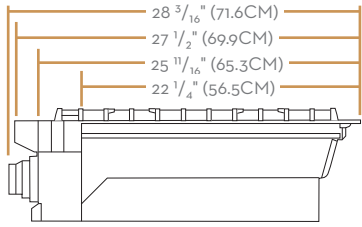
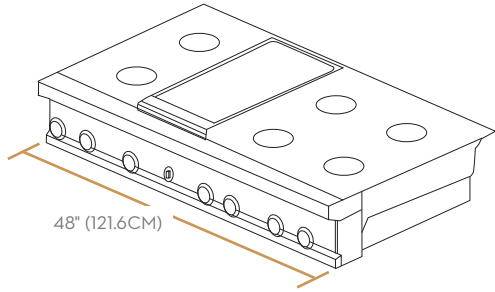
DIMENSIONS & WEIGHT

APPLIANCE DIMENSIONS (H X W X D) (IN.)	8" X 48" X 24"
REQUIRED CUTOUT SIZE (W X H) (IN.)	7 3/4" X 48" X 24"

WARRANTY

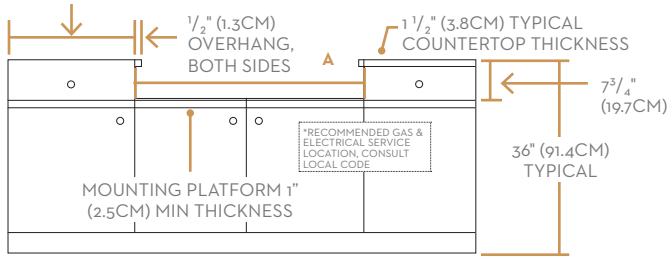
LIMITED, PARTS AND LABOR	2 YEAR
--------------------------	--------

APPLIANCE DIMENSIONS



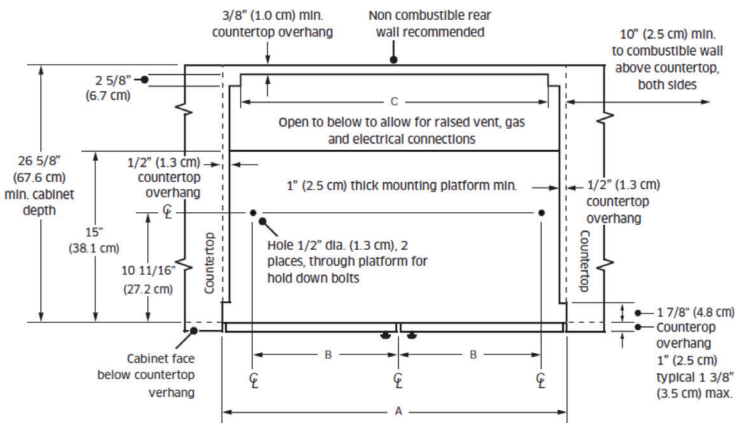
CABINET/COUNTERTOP DIMENSIONS

10" (25.4 CM) TO COMBUSTIBLE SIDE WALL MIN. BOTH SIDES



CABINET / COUNTERTOP DIMENSIONS - FRONT VIEW

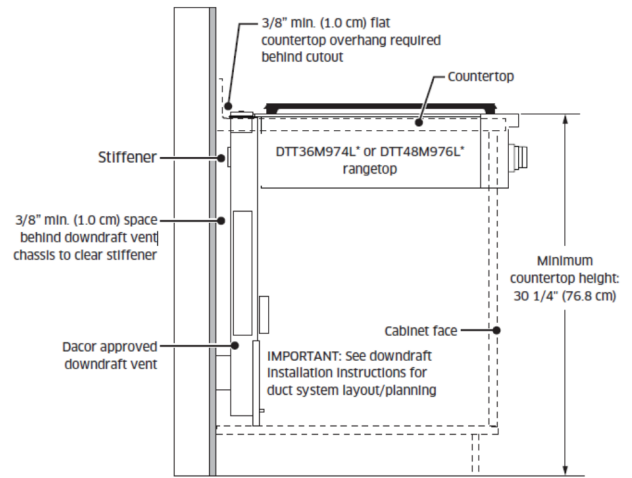
*NOTE: PRODUCT TOLERANCE +/- 1/16" (+/- 1.6MM)-o UNLESS OTHERWISE NOTED



CABINET/COUNTERTOP CUTOUT DIMENSIONS WITH DOWNDRAFT VENT - TOP VIEW

48"

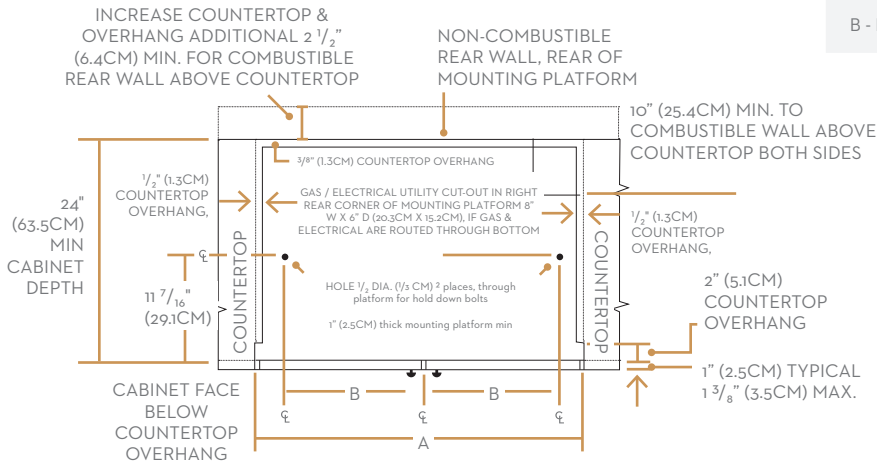
A - CUTOUT WIDTH	48" (121.9 CM)
B - HOLE OFFSET	20 13/16" (52.9 CM)
C - DOWNDRAFT VENT CUTOUT	43 1/2" (110.5 CM)
APPROVED DOWNDRAFT VENT MODELS	MRV48



CABINET/COUNTERTOP CUTOUT DIMENSIONS WITH DOWNDRAFT VENT - SIDE VIEW

NOTE: Gas and electrical connections may only be routed through the bottom of the rangetop when installed with a downdraft vent.

CABINET/COUNTERTOP CUTOUT DIMENSIONS

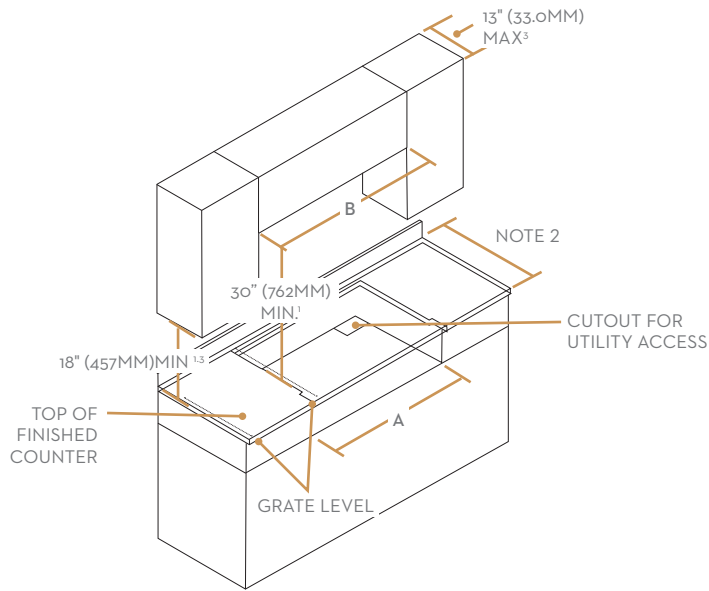


CABINET/COUNTERTOP CUTOUT DIMENSIONS WITHOUT DOWNDRAFT VENT - TOP VIEW

48"

A - CUTOUT WIDTH	48" (121.9CM)
B - HOLE OFFSET	20 13/16" (52.9CM)

CLEARANCE DIMENSIONS



48"

A - CUTOUT WIDTH	48" (121.9CM)
B	48" (121.9CM)* MINIMUM 54" (137.2CM)** RECOMMENDED

NOTE: All vertical clearances must be maintained for a minimum of 18" (457mm) above the cooking surface.