

30" COMBI STEAM OVEN









CODE ID

700 SERIES OVEN

F7DSCO30S1



-  Steam Cooking
-  Steam Limescale Filter
-  True Convection
-  Automatic Cooking
-  Meat Probe
-  Cool Touch Door
-  Multi-level cooking

SPECIFICATIONS

FEATURES

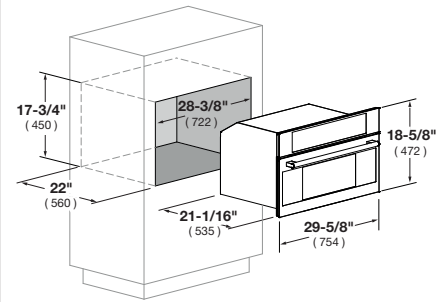
3 in 1 Oven:
Steam, Convection, and Combi-steam
Stainless Interior with broiler
Quick Access Menu
Automatic Programs
Meat Probe
240 Volt Connection
Steam Generator

PERFORMANCE

12 Functions
Automatic Cooking
Pre-selected and customizable recipes
(weight, temperature, cooking time)
Steam System
Combined Cooking Functions
Steam Recovery Cycle
CLEAN, assisted cleaning cycle for
oven interior and steam circuit

DISTINTO

30" COMBI STEAM OVEN



CODE ID	30" COMBI STEAM OVEN F7DSCO30S1	
Series	700	
Finish	Stainless Steel	
CONTROL PANEL		
Programming	MODULAR - Electronic	
Control Type	Dual Full Touch Keyboard	
Automatic Cooking	•	
Auto power off	•	
OVEN		
Type	Steam Oven	
Interiors	Stainless Steel	
Pull-down Door	•	
MAIN FEATURES		
Gross Capacity (cu.ft)	1.2	
Usable Capacity (cu.ft)	1.0	
Tangential cooling ventilation	•	
Total no. of modes	12	
PERFORMANCE		
Maximum cooking temperature	230°C / 446°F	
Automatic Cooking	•	
Steam 210°F / 270°F	•	
Steam Injection 210°F	•	
Steam + Fan Assisted	•	
Assisted Cleaning (CLEAN)	•	
Power Output Grill (W)	1500	
Oven Lights	1x20W Halogen	
Broil Upper Heating Element	1500W (240V)	
Steamer	1500W (240V)	
Lower Element Wattage	300W (240V)	
Convection Element Wattage	2300W (240V)	
SAFETY		
Safety Door/ no. Panes of Glass	•/3	
Control Lock	•	
ACCESSORIES		
No. of Lights (20 W halogen)	1	
Removable tank (liters / fl oz)	1.4 / 45	
No./Type of Gastronorm Trays	2 / Stainless Steel	
Grey Metal Flat/no. of Supports	1 / 1	
DIMENSIONS / WEIGHT		
Width in/mm	29 - 7/8"	758 mm
Height in/mm	18 - 5/8"	473 mm
Depth in/mm	21"	533 mm
Recess (LxHxP) in/mm	(25 - 3/4" x 18" x 22")	(654 x 458 x 560 mm)
POWER / RATINGS		
KW/Amps rating at 240V, 60Hz	3.3kW - 13.7A	
KW/Amps rating at 208V, 60Hz	2.48kW - 11.9A	
Power Cord	Cable + Conduit	
INSTRUCTIONS FOR USE		
Use & Care Manual / Installation Manual	English / French / Spanish	