

Fresh Living Tip

Refrigerated drawers are the unsung hero of the kitchen. These cold storage models are great for storing large, bulky containers for meal planning and prepping lunches for the week.

FINISH OPTIONS



24" Marvel Refrigerated Drawers

MLDR224

Storage Adaptability

- 5.0 cu. ft. capacity stores (108) 12-oz cans in two large-capacity smooth-glide ball-bearing drawers
- Adjustable quick-grip divider included in top drawer to organize and secure contents

Cooling Performance

- Dynamic cooling technology delivers rapid cool down, frost-free operation and precise temperature stability
- Thermal-efficient cabinet insulates cooling environment and conserves energy while maximizing capacity
- Sound-buffering design

Convenient Controls

- Multifunction controls allow you to select a precise temperature from 34° F to 60° F
- Features easy-to-use settings and options

Fit & Finish


- Elegant midnight black cabinet interior and arctic white drawer interiors
- Arctic white LED lighting brightly illuminates interior for better viewing of contents
- Black toe kick adjustable to 4" with leveling legs

Warranty

- 1-year parts and labor warranty and 5-year sealed system parts warranty



Store as many as 108 cans in two large-capacity smooth-glide drawers. Marvel Refrigerated Drawers offer maximum storage capacity within easy reach and include a convenient quick-grip divider to organize contents.



Stores up to
108
12-ounce cans

DOOR STYLE

Solid Stainless Steel

Solid Panel Ready

MODEL NUMBER

MLDR224-SS61A

MLDR224-IS61A



Precise temp control

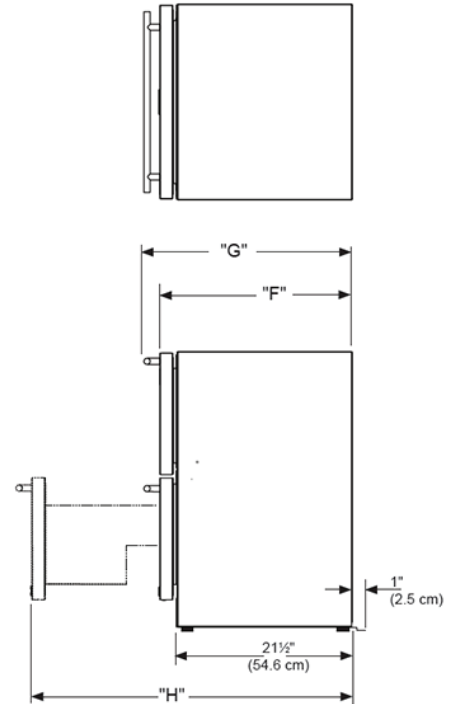
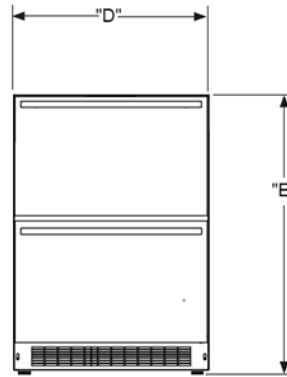
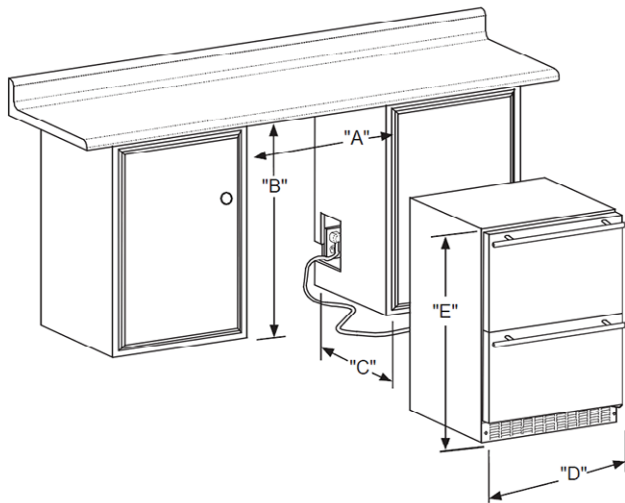
Thermal-efficient finished cabinet design

Adjustable drawer divider

Arctic white lighting



H: 33 3/4" W: 23 7/8" D: 26 7/32" (with handle)



Rough In Dimensions*

"A"	"B"	"C"
24"	34-1/4" to 35-1/4"	24"
(61 CM)	(87 CM to 89.5 CM)	(61 CM)

Cabinet Dimensions*

"D"	"E"	"F"	"G"	"H"	"J"
23-7/8"	33-5/8" TO 34-5/8"	23-5/8"*	26-1/8"*	47-3/4"*	26-1/2"*
(60.7 CM)	(85.4 CM TO 87.9 CM)	(60 CM)	(66.3 CM)	(146.6 CM)	(67.3 CM)

*Stainless steel model dimensions only. For panel-ready models, see the owner's guide online at marvelrefrigeration.com.

Capacity	5.0 CU. FT.
Control Type	Electronic
Sabbath Mode	Yes
Temperature Range	34°F to 60°F
Handle Style	Slim (handle not included on panel-ready models)
Hinge Type	NA
Interior Lighting	White LED
Shelving System	Smooth-Glide Drawers
Toe Grille Finish	Black

Lock	No
Electrical Requirements	115V / 60 Hz / 15A
Cord Length	6 FT.
Shipping Dimensions	28" W x 31" D x 37" H
Shipping Weight	180 LBS
Agency Approval	UL
Refrigerant Type	R600a

For comprehensive installation instructions, including panel overlay details, please visit marvelrefrigeration.com to access the owner's guide.

