


Café™ Beverage Center

CCR06BM2PS5

CAFÉ

DISTINCT BY DESIGN™



CCR06BM2PS5
Platinum Glass finish



FEATURES & BENEFITS

- Total Capacity: 5.1 Cu. Ft.
- Capacity: 126 Cans/14 Bottles
- ADA Compliant: Yes
- Energy Star: Yes
- BI capable: Yes
- Door Type: Glass
- Reversible Door: Yes
- Handle: Recessed
- Shelf Type: 3 Spill Proof/3 Glass/2 Wine Racks
- Smart Capable: Yes
- Freezer: No
- Control Type: Electronic
- Internal Lighting: LED/LED Light Wall

FEATURES

Control Type	Electronic
Interior Lighting	LED / LED Light Wall
Leveling System	Leveling Legs
Defrost Type	Automatic
Sabbath Mode	Yes

CAPACITY

Total Capacity (cubic feet)	5.1 cu ft
-----------------------------	-----------

WEIGHTS & DIMENSIONS

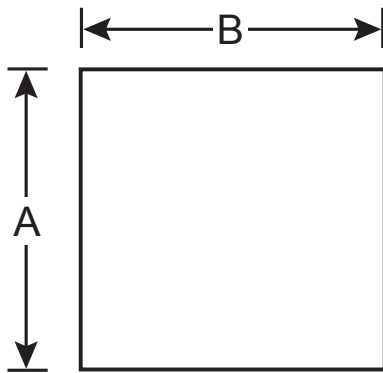
Approximate Shipping Weight	147 lb
Net Weight	137 lb
Case Depth Without Door	21 3/4 in
Overall Depth	23 1/2 in
Overall Height	34 1/8 in
Overall Width	23 3/4 in

WARRANTY


Warranty notes	See written warranty for full details
Labor warranty	Limited 1-year entire appliance
Parts warranty	Limited 1-year entire appliance
Parts warranty	Limited 5-year sealed refrigerating system

DIMENSIONS

Front View



Top View



Overall Dimensions	Height (in.) A	34 1/8
	Width (in.) B	23 3/4
	Depth (in.) C	23 1/2
	Case Depth Without Door (in.) D	21 3/4