

**30 SERIES DBI663PHS****FEATURES**

Premium height-adjustable upper rack and premium lower rack

Top tray with Instant Lift™

Heavy-duty stainless steel construction

Nylon-coated steel racks

TouchProof™ stainless steel

Condensation drying system

16 place-setting capacity

Quiet operation—44 dB(A)

8Spray™ wash system

Hidden controls

LED display

Delayed start

ADA height compliant

**PROGRAMS**

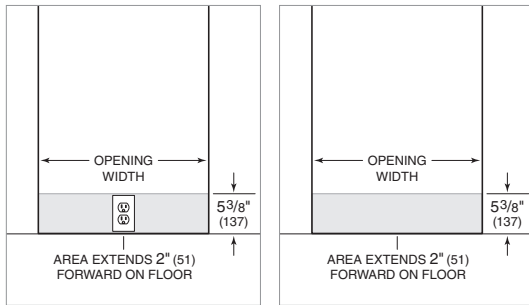
- Normal Wash
- Eco Wash
- Sanitation Wash
- Time Program
- Plastic Wash
- Hygiene Wash
- Crystal Glass
- Lower Half Wash
- Upper Half Wash
- Self-Cleaning
- Rinse and Hold

**PRODUCT SPECIFICATIONS**

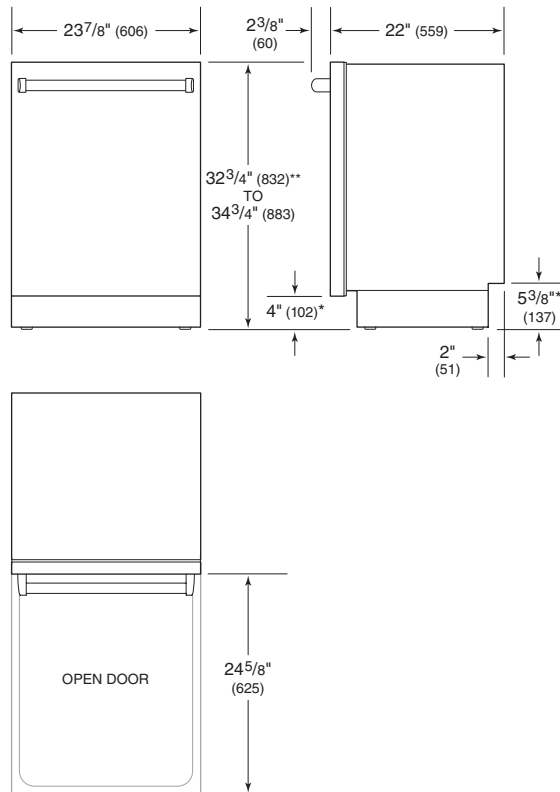
Model	DBI663PHS
Width	23 <sup>7</sup> / <sub>8</sub> "
Height	32 <sup>3</sup> / <sub>4</sub> "*** – 34 <sup>3</sup> / <sub>4</sub> "
Depth	22"
Door Clearance	24 <sup>5</sup> / <sub>8</sub> "
Weight	112 lb
Electrical Supply	115 VAC, 60 Hz
Service	15 amp dedicated circuit
Receptacle	3-prong grounding-type
Power Cord	4'
Water Connection	6' PEX tubing with 3/8" NPT female connection
Drain Connection	5' corrugated tubing
Pressure	4.2–140 psi

Electrical supply, plumbing supply, and drain should be located in an adjacent cabinet. If not, they must be located within the shaded area shown in the illustrations below.

**ELECTRICAL | PLUMBING**

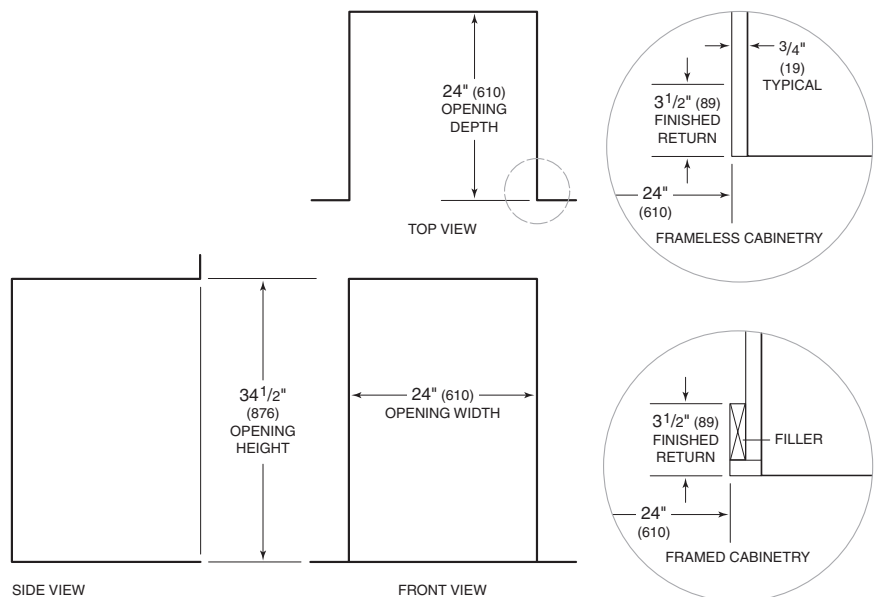


**DIMENSIONS**



\*Dimension will vary with product height.  
\*\*Can be reduced to 32<sup>1</sup>/<sub>4</sub>" (819).

**INSTALLATION**



NOTE: 3<sup>1</sup>/<sub>2</sub>" (89) finished returns will be visible and should be finished to match cabinetry.