


FGIC3066TB

BUILT-IN COOKTOP 30" INDUCTION



AVAILABLE COLORS



Black

SIGNATURE FEATURES



Amazingly Fast

Get amazingly fast heat with induction that boils water 50% faster than an electric cooktop.¹



Even Heat

Whip up delicious meals with induction that delivers incredibly even heat across the surface of the pan so you get golden results every time.



Easy To Clean

Don't stress over spills with induction's easy-to-clean surface that generates heat only to your pan, not your cooktop, meaning spills can't burn onto the surface.



Auto Sizing™ Pan Detection

Make fluffy pancakes with ease using Auto Sizing™ Pan Detection that automatically senses the size of your pan to only send heat to whatever small, medium, or large pan you are using.

PRODUCT DIMENSIONS

Width	30-3/4"
Depth	21-1/2"
Height	4-3/8"

MORE EASY-TO-USE FEATURES

True Temperature Melt & Hold

Get perfectly melted goodness with True Temperature Melt & Hold that delivers low, precise heat for melting delicate ingredients or sauces without scorching or burning for up to one hour.

Temperature Precision

Sear steaks, crisp sandwiches, melt chocolate, or simmer sauces with the precise temperature control of induction.

Safe Surface

The Safe Surface — Induction only heats pans and the food in them: the area around the pans stays cool to the touch.

Energy Efficiency

Since induction only heats your cookware and not your kitchen, less energy is lost throughout the cooking process.

Cooktop Timer

Use the built-in timer function to set a specified amount of time you want items to cook.

Cookware Compatibility

Most stainless steel and cast iron cookware is compatible with induction elements. An easy rule of thumb: if a magnet sticks to the bottom of the cookware, it's induction-friendly.

CERTIFICATIONS

A.D.A.- Compliant

When properly installed, this model is A.D.A.-qualified based on the United States Access Board's A.D.A./A.B.A. Accessibility Guidelines and the Department of Justice's 2010 A.D.A. Standards for Accessible Design.



¹10" induction center element, 6 qt./10" diameter All-Clad® pot, 1 qt. tepid water compared to Frigidaire® 9" (3000W) electric right-front element.

ELEMENTS	SIZE	WATTS
Right Front	Induction 7"	1,800/2,600
Center	Induction 10"	2,500/3,800
Left Front	Induction 7"	1,800/2,600
Left Rear	Induction 6"	1,450/2,000

FGIC3066TB BUILT-IN COOKTOP

30" INDUCTION

FRIGIDAIRE
GALLERY.

FEATURES

Controls	Glass-Touch
Surface Type	Black Ceramic Glass
Right Front Element (Watts)	7" - 1,800/2,600
Center Element (Watts)	10" - 2,500/3,800
Left Front Element (Watts)	7" - 1,800/2,600
Left Rear Element (Watts)	6" - 1,450/2,000
Hot Surface Indicators	Yes
Control Location	Center Front
Knob Color	
Knob Type	

CERTIFICATIONS

A.D.A. Compliant ¹	Yes
-------------------------------	-----

SPECIFICATIONS

Power Supply Connection Location	Right Rear
Voltage Rating	240V/208V/60Hz
Connected Load (kW Rating) @ 240/208 Volts ²	7.2/6.2
Amps @ 240/208 Volts	35.0/35.1
Minimum Circuit Required (Amps)	30
Approved for Electric Single Wall Oven Combination Installation ³	Yes
Shipping Weight (Approx.)	46 Lbs.

¹When properly installed, this model is A.D.A.-qualified based on the United States Access Board's A.D.A./A.B.A. Accessibility Guidelines and the Department of Justice's 2010 A.D.A. Standards for Accessible Design.

²Single phase 3- or 4-wire cable, 120/240 or 120/208 Volt, 60 Hertz AC only electrical supply with ground required on separate circuit fused on both sides of line.

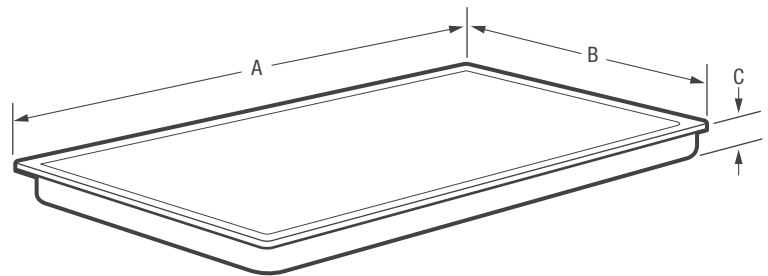
³Cooktops are approved for installation above any of our Electric Single Wall Ovens.

PRODUCT DIMENSIONS

A - Width	30-3/4"
B - Depth	21-1/2"
C - Height	4-3/8"

CUTOUT DIMENSIONS

Width (Min. - Max.)	28-1/2"-29-7/8"
Depth (Min. - Max.)	19-5/8"-20-1/2"
Height	4-1/2"



Note: For planning purposes only. Always consult local and national electric, gas and plumbing codes. Refer to Product Installation Guide for detailed installation instructions on the web at frigidaire.com / frigidaire.ca.
Specifications subject to change. Accessories information available on the web at frigidaire.com / frigidaire.ca

FRIGIDAIRE

USA • 10200 David Taylor Drive • Charlotte, NC 28262 • 1-800-FRIGIDAIRE • frigidaire.com
CANADA • 5855 Terry Fox Way • Mississauga, ON L5V 3E4 • 1-800-265-8352 • frigidaire.ca

FGIC3066T 10/17
© 2017 Electrolux Home Products, Inc.

FGIC3066TB BUILT-IN COOKTOP

30" INDUCTION

FRIGIDAIRE
GALLERY

PRODUCT DIMENSIONS

A - Width	30-3/4"
B - Depth	21-1/2"
C - Height	4-3/8"

CUTOUT DIMENSIONS

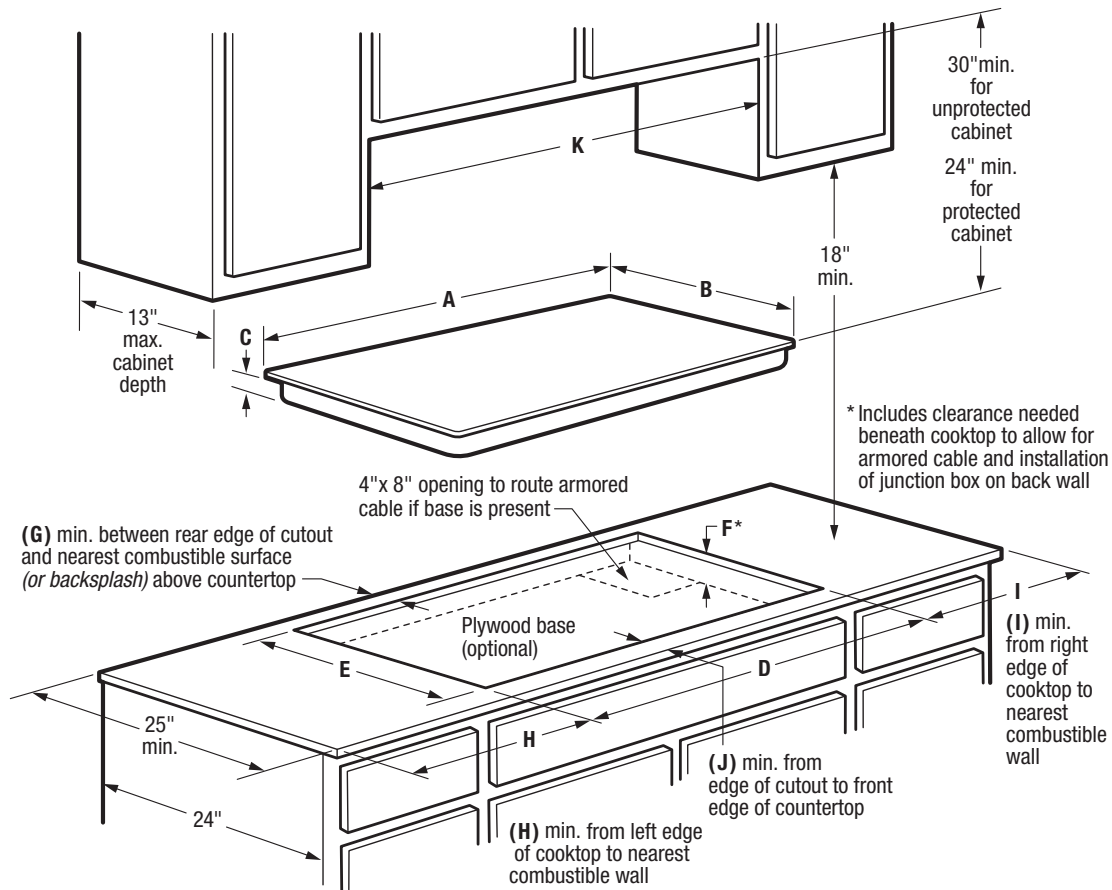
D - Width (Min.)	28-1/2"
(Max.)	29-7/8"
E - Depth (Min.)	19-5/8"
(Max.)	20-1/2"
F - Height (Min.)*	4-1/2"

REQUIRED CLEARANCES

G - (Min.)	1-1/2"
H - (Min.)	2"
I - (Min.)	2"
J - (Min.)	2-1/2"
K - Cabinet Opening Width (Min.)	30"

UTILITY CONNECTION LOCATIONS

Power Supply	Right Rear
--------------	------------



INSTALLATION SPECIFICATIONS

- Product Shipping Weight (approx.) - 46 Lbs.
- Single phase 3- or 4-wire cable, 120/240 or 120/208 Volt, 60 Hertz AC only electrical supply with ground required on separate circuit fused on both sides of line.
- Connected Load (kW Rating) @ 240/208 Volts = 7.2/6.2kW
- Amps @ 240/208 Volts = 35.0/35.1 Amps
- Recommended Circuit Breaker - 30 Amps
- Always consult local and national electric codes.
- Cooktop cutout height includes clearance needed beneath cooktop to allow for armored cable and installation of junction box on back wall. Position center of junction box 10" inward from right side of cooktop cutout, and 12" down from underside of countertop.
- Overhead cabinetry should not exceed a 13" maximum depth.
- Absolute minimum horizontal distance between overhead cabinets installed to either side of appliance must be no less than 30".
- Allow 30" minimum clearance between top of cooktop platform and bottom of unprotected wood or metal overhead cabinet; or 24" minimum clearance

when bottom of wood or metal overhead cabinet is protected by not less than 1/8" flame-retardant millboard covered with not less than No. 28 MGS sheet steel, 0.015" stainless steel, 0.024" aluminum or 0.020" copper.

- Allow 1-1/2" minimum clearance between rear edge of cutout and nearest combustible surface (or backsplash) above countertop.
- Allow 2" minimum required clearance from left edge of cooktop to nearest combustible wall and 2" minimum from right edge of cooktop to nearest combustible wall.
- Installation of drawer not recommended beneath cooktop.
- To reduce risk of fire when using overhead cabinetry, install range hood that projects horizontally a recommended minimum of 5" beyond bottom of cabinets.
- Induction Built-In Cooktop model FGIC3066T is approved to be used over any Frigidaire® Electric Single Wall Oven. (Refer to *Electric Cooktop Installation Over 30"/27" Electric Single Wall Oven Specifications* page on web.)

OPTIONAL ACCESSORIES

- Granite Countertop Installation Kit - (PN # 903061-9010).



FRIGIDAIRE

USA • 10200 David Taylor Drive • Charlotte, NC 28262 • 1-800-FRIGIDAIRE • frigidaire.com
CANADA • 5855 Terry Fox Way • Mississauga, ON L5V 3E4 • 1-800-265-8352 • frigidaire.ca

Note: For planning purposes only. Always consult local and national electric, gas and plumbing codes. Refer to Product Installation Guide for detailed installation instructions on the web at frigidaire.com / frigidaire.ca. Specifications subject to change. Accessories information available on the web at frigidaire.com / frigidaire.ca

FGIC3066T 10/17
© 2017 Electrolux Home Products, Inc.