

30" Steam Convection Oven Benchmark™ Series - Stainless Steel HSLP451UC



Features and Benefits

Design

- Color TFT Touch Control with SteelTouch™ Buttons for Easier Operation of the Oven
- One Halogen Light Provides Superior Illumination

Performance

- Genuine European Convection for Even Baking Results on Multiple Racks.
- Features Vegetable and Chicken Programs: Oven Automatically Sets Temperature and Humidity
- Perfect Reheating: Enjoy Yesterday's Food Today

Convenience

- Timer with Cook Time and Delay Start Function
- 1 Rack, 2 Perforated and 2 Non-Perforated Pans are Included
- Non Plumbed for Easy Installation
- Steam Assist Clean
- 1.4 qt. Water Tank Can be Used for an Entire Cooking Cycle
- Child Lock

Capacity

- Large Capacity at 1.4 Cu. Ft

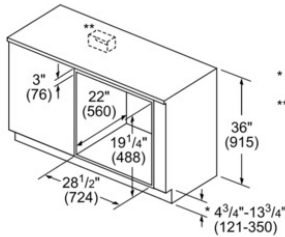
Notes: All height, width and depth dimensions are shown in inches. *Please refer to installation instructions prior to making cutout. BSH reserves the absolute and unrestricted right to change product materials and specifications, at any time, without notice. Consult the product's installation instructions for final dimensional data and other details. Applicable product warranty can be found in a accompanying product literature or you may contact your account manager for further details.

For more information on our entire line of products, go to boschappliances.com or call 1-800-944-2904.

Copyright ©2014 BSH Home Appliances Corporation. All rights reserved. Bosch is a registered trademark of Robert Bosch GmbH.

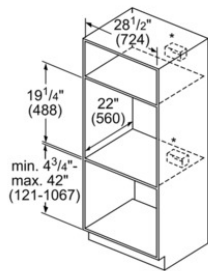
Litho Date: 03/2014

30" Steam Convection Oven Benchmark™ Series - Stainless Steel HSLP451UC



- * Includes 3/4" (19) base plate
- ** Receptacle may be located to the left or right of the unit within reach of the power cord.

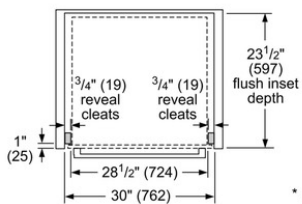
measurements in inches (mm)



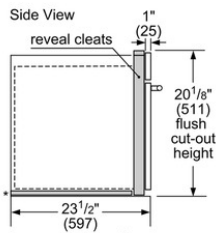
- * Receptacle may be located above or beneath the unit within reach of the power cord.

measurements in inches (mm)

Flush Install Top View

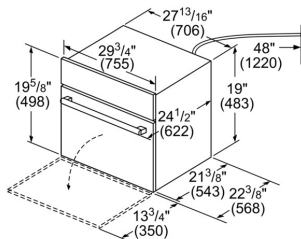


Side View



- * Flush installation requires a 5/16" (8 mm) high x 28 1/2" (724 mm) wide x 22 1/2" (571 mm) deep baseplate underneath the unit body.

measurements in inches (mm)



measurements in inches (mm)

Features

Cooking mode	Hot Air, Steam 100%, Steam Convection
Time-setting Options	
Convection Element Wattages primary cavity (W)	1800
Included accessories	1 x STS tray-GN1/3-punched-40 mm deep, 1 x STS tray-GN1/3-unpunched-40 mm deep, 1 x STS tray-GN2/3-punched-40 mm deep, 1 x STS tray-GN2/3-unpunched-28 mm deep, 1 x grid
Optional accessories	HEZ36D153, HEZ36D153G, HEZ36D452, HEZ36D453, HEZ36D453G, HEZ36DR4

Technical Specification

UPC code	825225906360
Product color	Stainless steel
Alternative colors available	
Energy source	Electric
Watts (W)	1900
Current (A)	15
Volts (V)	240/208
Frequency (Hz)	60
Approval certificates	CSA
Power Cord Length	36"
Plug type	fixed connection
Overall appliance dimensions (HxWxD) (in)	19 5/8" x 29 3/4" x 22 3/8"
Required cutout size (HxWxD) (in)	19 3/16" x 28 1/2" x 23 1/2"
Product packaging dimensions (HxWxD) (in)	23" x 34" x 31 1/2"
Net weight (lbs)	61
Gross weight (lbs)	68

Notes: All height, width and depth dimensions are shown in inches. *Please refer to installation instructions prior to making cutout. BSH reserves the absolute and unrestricted right to change product materials and specifications, at any time, without notice. Consult the product's installation instructions for final dimensional data and other details. Applicable product warranty can be found in a accompanying product literature or you may contact your account manager for further details.

For more information on our entire line of products, go to boschappliances.com or call 1-800-944-2904.

Copyright ©2014 BSH Home Appliances Corporation. All rights reserved. Bosch is a registered trademark of Robert Bosch GmbH.

Litho Date: 03/2014